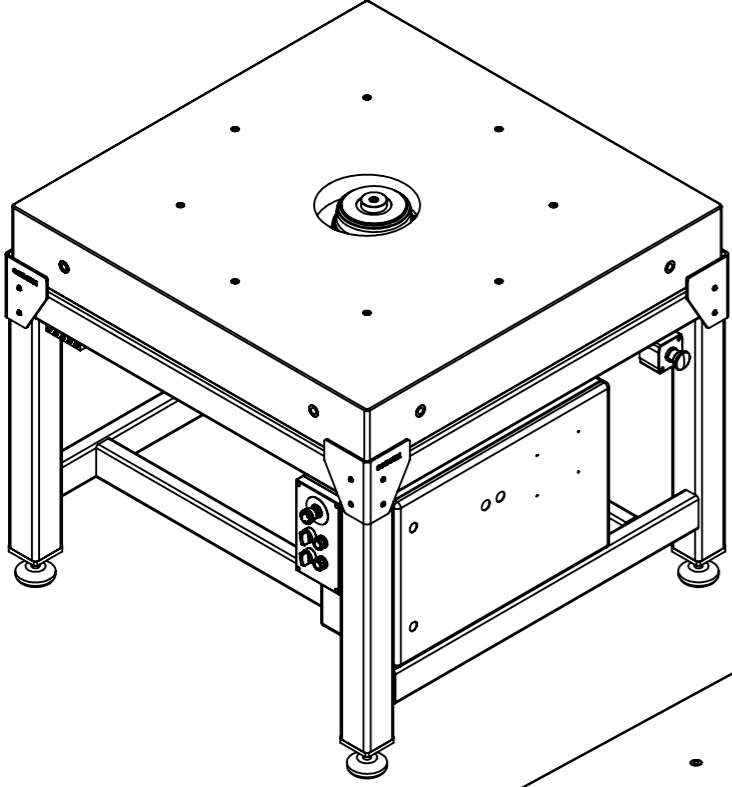
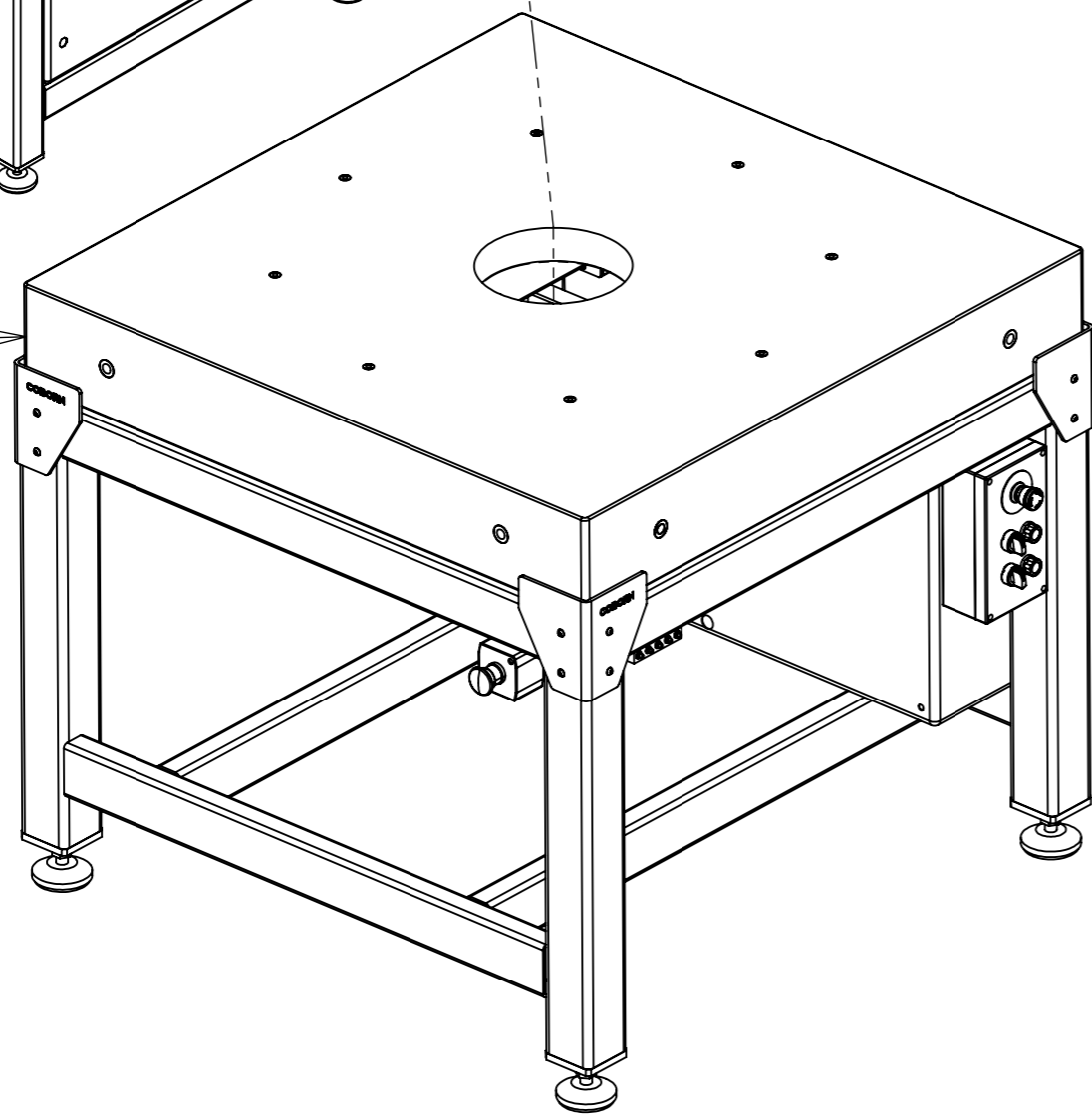


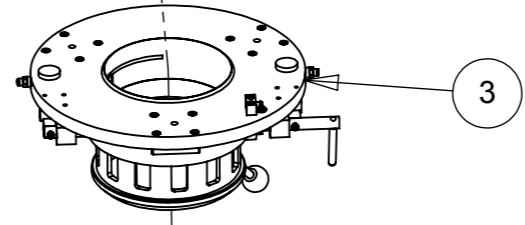
ITEM NO.	PART NUMBER	Revision	DESCRIPTION	Default/ QTY.
1	0092-S01001	H	PLANETARY SKIVE BENCH WITH GRANITE TOP	1
2	0092-S02001	D	CRADLE ASSEMBLY	1
3	0092-SA05-A	B	SPINDLE FLANGE ASSEMBLY	1
4	0092-S06001	C	SPINDLE ASSEMBLY - 2HP	1



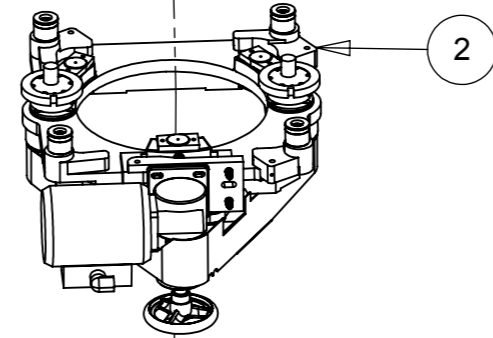
1



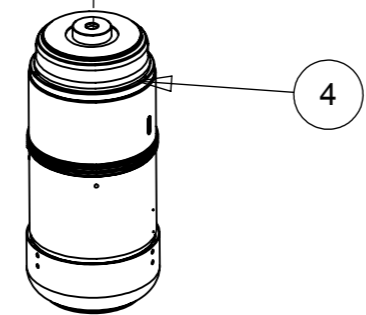
SPINDLE ASSEMBLY MOUNTING HOLES



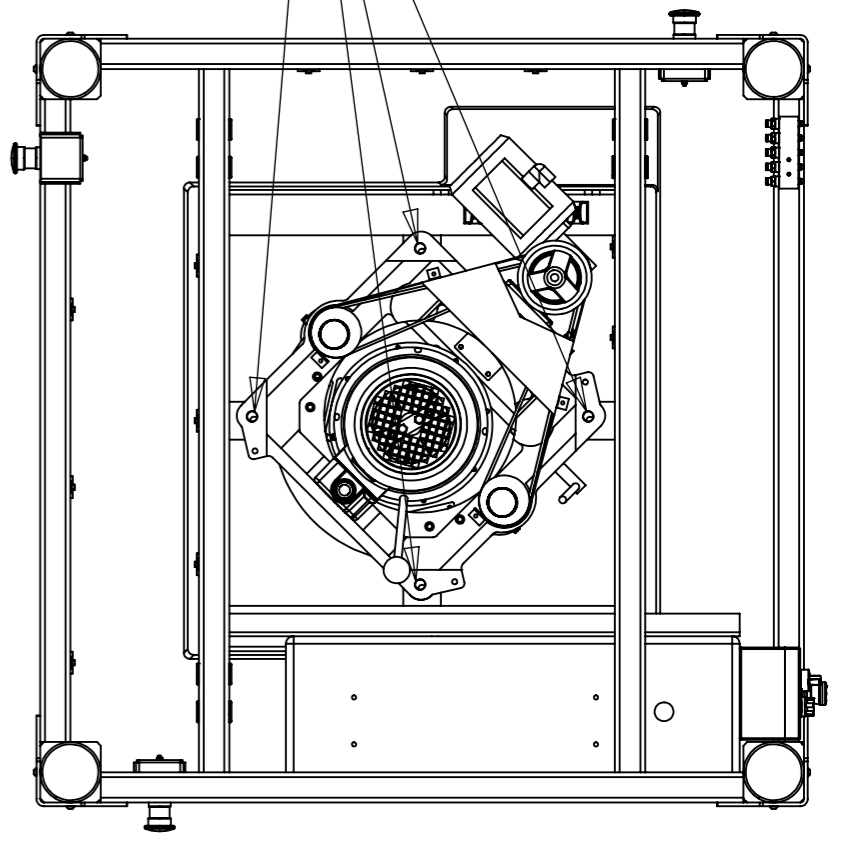
3



2



4



ALL CHANGES MUST BE MADE ON CAD PRIOR TO PRODUCTION

ISS	DATE	AMENDMENTS	ECR #	CHK
B	03-09-15	BUILD CHANGES IMPLEMENTED (E-STOP BOXES ETC)	0659	



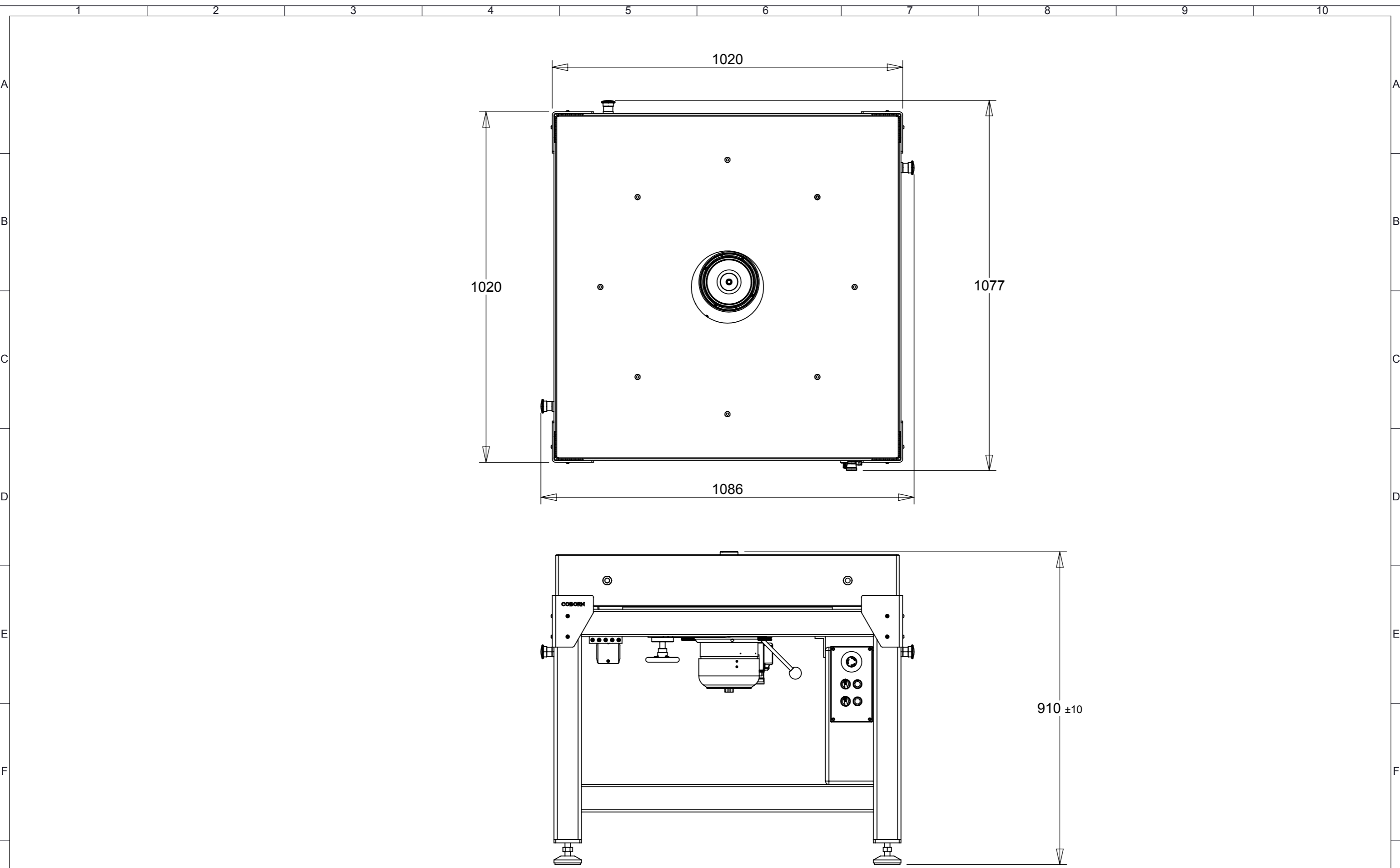
COBORN ENGINEERING COMPANY LTD.
 CHESHAM CLOSE, ROMFORD
 ESSEX. RM7 7PJ ENGLAND
 TEL +44(0) 1708 744666
 FAX +44(0) 1708 725187
 e-mail enquiries@coborn.com
 www.coborn.com

® THIS DRAWING IS THE PROPERTY OF COBORN ENGINEERING COMPANY LIMITED AND MUST NOT BE COPIED IN WHOLE OR PART WITHOUT WRITTEN PERMISSION. ALL RIGHTS RESERVED

ALL DIMENSIONS IN MILLIMETERS (INCHES) 3rd Angle

TITLE
PS2BG
PLANETARY SKIVE 2 BENCH - GRANITE TOP

GENERAL MACHINING TOLERANCES UNLESS OTHERWISE STATED				MAT'L	WEIGHT
X.	±.5 (.02")	XX	±.2 (.008")	FINISH	
XX	±.05 (.002")	XXX	±.013 (.0005")	COLOUR	CHK'D
ANGLES ±1/2° MACHINED/PREPARED SURFACE					
A3	03-09-15	JKR	1 OF 2	0092-G01001	B
SCALE	DATE	DRAWN	SHT	MACHINE PART No	ISS



ALL CHANGES MUST BE MADE ON CAD PRIOR TO PRODUCTION

ISS	DATE	AMENDMENTS	ECR #	CHK
B	03-09-15	CHANGES IMPLEMENTED (E-STOP BOXES ETC)	0659	



COBORN ENGINEERING COMPANY LTD.
 CHESHAM CLOSE, ROMFORD
 ESSEX. RM7 7PJ ENGLAND
 Telephone +44(0)1708 725187
 FAX +44(0) 1708 725187
 e-mail enquiries@coborn.com
 website www.coborn.com

® THIS DRAWING IS THE PROPERTY OF COBORN ENGINEERING COMPANY LIMITED AND MUST NOT BE COPIED IN WHOLE OR PART WITHOUT WRITTEN PERMISSION. ALL RIGHTS RESERVED

ALL DIMENSIONS IN MILLIMETERS (INCHES) 3rd Angle

TITLE
PS2BG
PLANETARY SKIVE 2 BENCH - GRANITE TOP

GENERAL MACHINING TOLERANCES UNLESS OTHERWISE STATED				MAT'L	WEIGHT
X.	±.5 (.02")	XX	±.2 (.008")	FINISH	
X.XX	±.05 (.002")	X.XXX	±.013 (.0005")	COLOUR	CHK'D
ANGLES ±1/2° MACHINED/PREPARED SURFACE $\sqrt{1.6}$					
A3	03-09-15	JKR	2 OF 2	0092-G01001	B
SCALE	DATE	DRAWN	SHT	MACHINE PART No	ISS